







# Green Congregations Workshop Eval Form

1. 1) Publicity: How did you find out about today's workshop? (Check all that apply)				
			Response Percent	Response Count
Friend or relative			27.2%	25
Web site			7.6%	7
<b>Email</b>			<b>51.1%</b>	<b>47</b>
Newspaper or magazine article			5.4%	5
Pastor or church leader			14.1%	13
Other			14.1%	13
Written comments				58
<b>answered question</b>				<b>92</b>
<b>skipped question</b>				<b>2</b>

2. Registration and Facilities: Please rate your satisfaction with the registration process and meeting facilities on a scale of 1 to 5, with 5 being the highest rating:							
	5	4	3	2	1	N/A	Response Count
Registration Process	<b>67.8%</b> <b>(61)</b>	22.2% (20)	5.6% (5)	2.2% (2)	0.0% (0)	2.2% (2)	90
Meeting Facilities	<b>86.7%</b> <b>(78)</b>	11.1% (10)	1.1% (1)	1.1% (1)	0.0% (0)	0.0% (0)	90
Meeting Location	<b>76.9%</b> <b>(70)</b>	18.7% (17)	4.4% (4)	0.0% (0)	0.0% (0)	0.0% (0)	91
<b>answered question</b>							<b>94</b>
<b>skipped question</b>							<b>0</b>

**3. Speakers/Presenters: Please rate the speakers/presenters on a scale of 1 to 5, with 5 being the highest rating and 1 being the lowest.**

	5	4	3	2	1	N/A	Response Count
Candace Hack, White Violet Center	1.5% (1)	3.1% (2)	0.0% (0)	0.0% (0)	0.0% (0)	<b>95.4% (62)</b>	65
Ed Cohen, Interfaith Alliance Indianapolis	<b>49.4% (42)</b>	34.1% (29)	10.6% (9)	2.4% (2)	1.2% (1)	2.4% (2)	85
Janet McCabe, Unitarian Universalist Church	<b>66.7% (60)</b>	27.8% (25)	3.3% (3)	0.0% (0)	0.0% (0)	2.2% (2)	90
Ray Wilson, Unitarian Universalist Church	28.1% (18)	25.0% (16)	4.7% (3)	1.6% (1)	0.0% (0)	<b>40.6% (26)</b>	64
Jodi Perras, Epworth United Methodist	<b>53.6% (45)</b>	39.3% (33)	4.8% (4)	1.2% (1)	0.0% (0)	1.2% (1)	84
Krista Jackson, Citizens Energy Group	<b>44.2% (38)</b>	43.0% (37)	10.5% (9)	1.2% (1)	0.0% (0)	1.2% (1)	86
Ethan Rogers, Purdue Technical Assistance	40.5% (34)	<b>45.2% (38)</b>	11.9% (10)	1.2% (1)	0.0% (0)	1.2% (1)	84
Glenn Livers, Indianapolis Power & Light Co.	39.8% (33)	<b>47.0% (39)</b>	9.6% (8)	1.2% (1)	0.0% (0)	2.4% (2)	83
	<b>answered question</b>						<b>92</b>
	<b>skipped question</b>						<b>2</b>

4. Sessions: : Please rate the information fair and the breakout or plenary session(s) you attended:							
	5	4	3	2	1	N/A	Response Count
Information Fair	31.3% (25)	<b>40.0%</b> <b>(32)</b>	25.0% (20)	1.3% (1)	0.0% (0)	2.5% (2)	80
Opening Plenary Session	28.8% (23)	<b>40.0%</b> <b>(32)</b>	10.0% (8)	0.0% (0)	1.3% (1)	20.0% (16)	80
Already Started Breakout Session	27.1% (19)	28.6% (20)	2.9% (2)	0.0% (0)	1.4% (1)	<b>40.0%</b> <b>(28)</b>	70
Getting Started Breakout Session	32.1% (26)	<b>34.6%</b> <b>(28)</b>	6.2% (5)	0.0% (0)	0.0% (0)	27.2% (22)	81
Saving Energy, Saving Money, Saving the Planet	<b>45.2%</b> <b>(38)</b>	42.9% (36)	8.3% (7)	2.4% (2)	1.2% (1)	0.0% (0)	84
Concluding Session	<b>36.2%</b> <b>(25)</b>	34.8% (24)	21.7% (15)	5.8% (4)	1.4% (1)	0.0% (0)	69
	<b>answered question</b>						<b>92</b>
	<b>skipped question</b>						<b>2</b>

5. What was the most valuable part of the workshop?	
	Response Count
	78
	<b>answered question</b>
	<b>78</b>
	<b>skipped question</b>
	<b>16</b>

6. What was the least valuable part of the workshop?	
	Response Count
	45
	<b>answered question</b>
	<b>45</b>
	<b>skipped question</b>
	<b>49</b>

7. How could this workshop be improved?		
		Response Count
		57
		<i>answered question</i>
		<b>57</b>
		<i>skipped question</i>
		<b>37</b>

8. Would you attend this workshop again?			
		Response Percent	Response Count
Yes		89.0%	81
No		1.1%	1
Don't Know		9.9%	9
		<i>answered question</i>	<b>91</b>
		<i>skipped question</i>	<b>3</b>

9. Would you like to join the planning committee for the next workshop?			
		Response Percent	Response Count
Yes		11.3%	9
No		47.5%	38
Don't Know		41.3%	33
		If Yes, provide name, congregation and email address	15
		<i>answered question</i>	<b>80</b>
		<i>skipped question</i>	<b>14</b>



**10. Would you support creation of an organization that would support green congregations and help them collaborate on common projects or interests?**







		Response Percent	Response Count
Yes		82.6%	71
No		2.3%	2
Don't Know		15.1%	13
<i>answered question</i>			<b>86</b>
<i>skipped question</i>			<b>8</b>

**11. What is your religious affiliation?**

		Response Percent	Response Count
Presbyterian		7.7%	7
<b>Roman Catholic</b>		<b>20.9%</b>	<b>19</b>
Non-denominational Christian		3.3%	3
Jewish		0.0%	0
Muslim		0.0%	0
Hindu		0.0%	0
Buddhist		0.0%	0
Other (specify below)		6.6%	6
United Methodist		14.3%	13
Mennonite		3.3%	3
Disciples of Christ		2.2%	2
<b>Lutheran</b>		<b>20.9%</b>	<b>19</b>
Baptist		5.5%	5
Episcopal		12.1%	11
Unitarian Universalist		7.7%	7
Quaker		2.2%	2

	Other (please specify)	3
	<b>answered question</b>	<b>91</b>
	<b>skipped question</b>	<b>3</b>

12. What is your gender?			Response Percent	Response Count
Male			49.5%	45
Female			50.5%	46
	<b>answered question</b>			<b>91</b>
	<b>skipped question</b>			<b>3</b>

13. What is your age?			Response Percent	Response Count
18-29			5.4%	5
30-39			6.5%	6
40-49			21.7%	20
<b>50-59</b>			<b>29.3%</b>	<b>27</b>
60-69			25.0%	23
70 or older			12.0%	11
	<b>answered question</b>			<b>92</b>
	<b>skipped question</b>			<b>2</b>